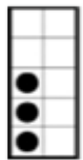
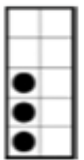



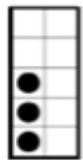
LESSON B COUNTING THE DOTS 0 - 4 ADDITIONS

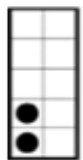



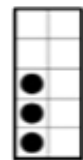

NAME _____


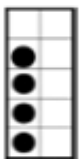
Add the dots and place the number in the Space provided. Click on the Video button or scan the QR Code OR bring the video up to check your answers.

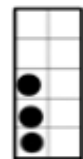

 +  = _____ **A**

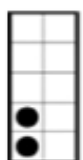

 +  = _____ **G**


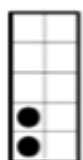
 +  = _____ **B**

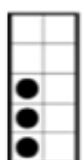
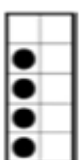
 +  = _____ **H**


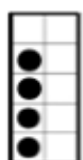
 +  = _____ **C**


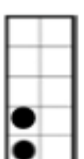
 +  = _____ **I**

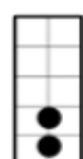

 +  = _____ **D**

 +  = _____ **J**

 +  = _____ **E**

 +  = _____ **K**

 +  = _____ **F**

 +  = _____ **L**