

Lesson 3 Dots -- Subtilizing






Name _____



Directions:

As quickly as you can write down the number of dots for each row. Place your number in Column A.

Scan the QR code then click open to check your answers.

	A	
Row 1		
2		
3		
4		
5		
6		